



PCA150-12 BATTERY

AGM DEEP CYCLE

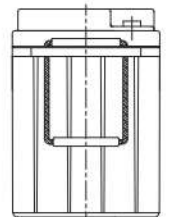
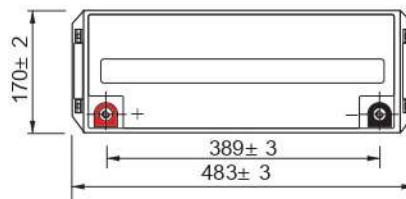
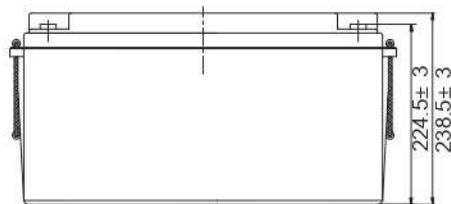
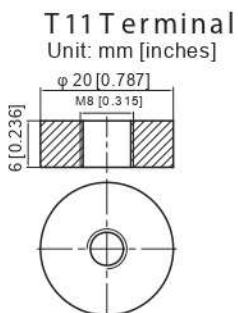
SPECIFICATION

Nominal Voltage	12V	
Nominal Capacity(10HR)	150.0AH	
Dimension	Length	483± 3mm (19.02 inches)
	Width	170± 2mm (6.69 inches)
	Container Height	238.5± 3mm (9.39 inches)
	Total Height (with Terminal)	238.5± 3mm (9.39 inches)
Approx Weight	Approx 43.2 Kg (95.3lbs)	
Terminal	T11	
Container Material	ABS	
Rated Capacity	160.8 AH/8.04A	(20hr, 1.80V/cell, 25°C/77°F)
	150.0 AH/15.0A	(10hr, 1.80V/cell, 25°C/77°F)
	131.6 AH/26.3A	(5hr, 1.75V/cell, 25°C/77°F)
	119.3 AH/39.8A	(3hr, 1.75V/cell, 25°C/77°F)
	96.9AH/96.9A	(1hr, 1.60V/cell, 25°C/77°F)
Max. Discharge Current	1500A (5s)	
Internal Resistance	Approx 2.5mΩ	
Operating Temp. Range	Discharge : -15~50°C (5~122°F)	
	Charge : 0~40°C (32~104°F)	
	Storage : -15~40°C (5~104°F)	
Nominal Operating Temp. Range	25± 3°C (77± 5°F)	
Cycle Use	Initial Charging Current less than 45.0A. Voltage 14.4V~15.0V at 25°C(77°F)Temp. Coefficient -30mV/°C	
	Standby Use	
Capacity affected by Temperature	No limit on Initial Charging Current Voltage 13.5V~13.8V at 25°C(77°F)Temp. Coefficient -20mV/°C	
	40° C (104°F)	103%
	25° C (77°F)	100%
Self Discharge	0° C (32°F)	86%
	PCA Prime series batteries may be stored for up to 6 months at 25°C(77°F) and then a freshening charge is required. For higher temperatures the time interval will be shorter.	

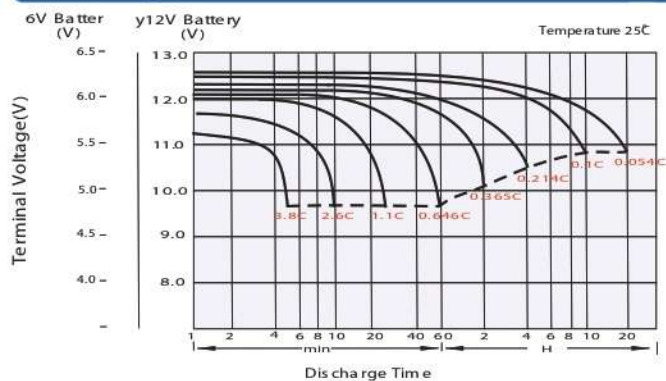
Applications

- Electric tools
- Vehicle in place of walking
- Lawn mowers
- Golf trolleys and golf cart
- Portable apparatus, lights and instruments;
- Electric toys
- Illumination light
- Fire alarms
- Portable power
- Wheelchairs
- Medical equipments.

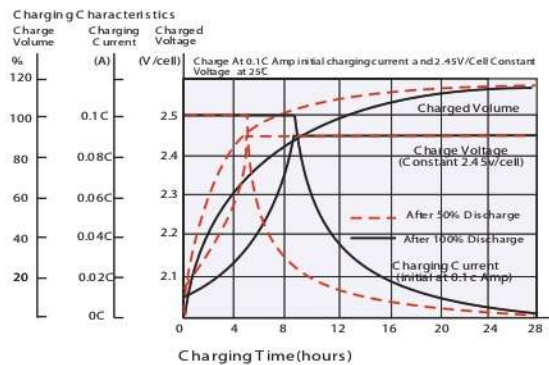
DIMENSIONS



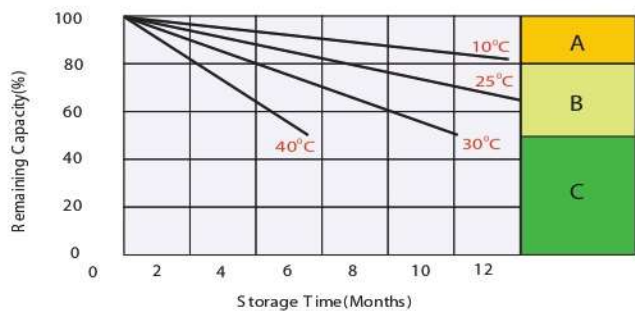
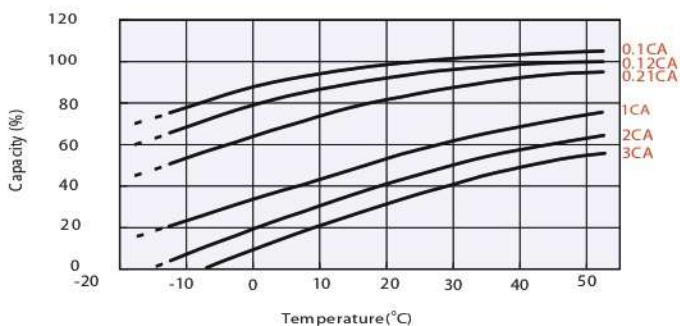
Discharge Characteristics



Charging Characteristics (cycle use)

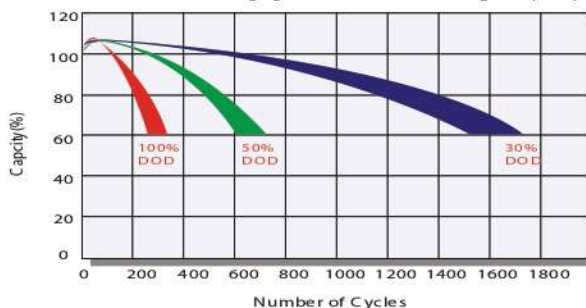


Temperature Effects in Relation to Battery Capacity



Cycle Life in Relation to Depth of Discharge

Testing condition
 Discharging: current 0.17C (FV 1.7V/cell);
 Charging: current 2.45V/cell, max. 0.25C A;
 Charging volume: 125% of discharged capacity.



Self Discharge Characteristics

- A** No supplementary charge required
 (Carry out supplementary charge before use if 100% capacity is required.)
- B** Supplementary charge required before use. Optional charging way as be low:
 1. Charged for above 3 days at limited current 0.25C A and constant voltage 2.25V / cell.
 2. Charged for above 20 hours at limited current 0.25C A and constant voltage 2.45V / cell.
 3. Charged for 8~10 hours at limited current 0.05C A.
- C** Supplementary charge may often fail to recover the capacity.
 The battery should never be left standing till this is reached.

Constant Current Discharge (Amperes) at 25 °C (77 °F)

F.V/Time	10min	15min	20min	30min	45min	1h	2h	3h	4h	5h	6h	8h	10h	20h
1.85V/cell	219.6	184.8	161.5	116.2	92.3	74.9	46.5	36.3	29.4	23.9	20.8	17.0	14.2	7.97
1.80V/cell	280.6	223.3	190.9	137.1	107.3	83.9	50.8	39.0	31.4	25.6	22.3	18.0	15.0	8.04
1.75V/cell	308.3	243.9	205.3	142.3	111.4	87.8	52.7	39.8	32.1	26.3	23.0	18.3	15.2	8.12
1.70V/cell	336.1	260.4	215.8	148.2	115.8	90.5	54.8	40.9	32.9	27.0	23.4	18.6	15.3	8.27
1.65V/cell	362.7	276.9	229.2	156.3	118.7	93.6	56.3	42.6	34.1	27.7	23.9	18.9	15.6	8.37
1.60V/cell	393.8	296.1	244.2	165.0	123.8	96.9	58.2	43.9	35.1	28.6	24.5	19.1	15.8	8.42

Constant Power Discharge (Watts/cell) at 25 °C (77 °F)

F.V/Time	10min	15min	20min	30min	45min	1h	2h	3h	4h	5h	6h	8h	10h	20h
1.85V/cell	409.8	348.4	307.7	223.3	178.5	145.4	90.7	70.9	57.5	46.9	41.1	33.6	28.0	15.9
1.80V/cell	516.6	414.7	358.2	260.3	205.9	161.9	98.3	75.9	61.1	50.2	44.0	35.6	29.7	16.1
1.75V/cell	560.6	448.6	382.2	268.9	212.7	168.7	101.7	77.1	62.4	51.4	45.1	36.2	30.0	16.2
1.70V/cell	602.5	475.4	399.4	278.8	220.6	173.6	105.5	79.0	63.9	52.6	46.0	36.7	30.2	16.5
1.65V/cell	645.6	502.2	422.3	292.8	225.2	178.8	108.1	82.2	65.9	54.0	46.9	37.2	30.8	16.7
1.60V/cell	689.0	530.7	445.2	306.0	232.6	183.7	111.1	84.3	67.7	55.5	47.8	37.5	31.1	16.8

Specifications subject to change without notice.